

# *U.S. Southern Command*



## Command Brief



THE OVERALL CLASSIFICATION OF THIS BRIEF IS: **UNCLASSIFIED**



# Agenda

- 
- **Who We Are**
  - **Regional Linkages**
  - **Security Concerns**
  - **Key Initiatives**



# Our History

- 1903 – 1917 Panama Canal Zone**
- 1917 – 1941 Panama Canal Department**
- 1941 – 1947 Caribbean Defense Command**
- 1947 – 1963 Caribbean Command**
- 1963 U.S. Southern Command**
- 1977 Panama Canal Treaties Signed**
- 1997 Move to Miami**
- 2010 Move to new HQ**





# *Our Vision, Mission, and Objectives*

**Vision**: We are a joint & interagency organization supporting US national security interests, and with our partners, improving security, stability & prosperity in the Americas.

**Mission**: We are ready to conduct joint & combined full-spectrum military operations & support whole-of-government efforts to enhance regional security & cooperation.

## **Strategic Objectives**

**Defend the United States**



**Foster Regional Security**



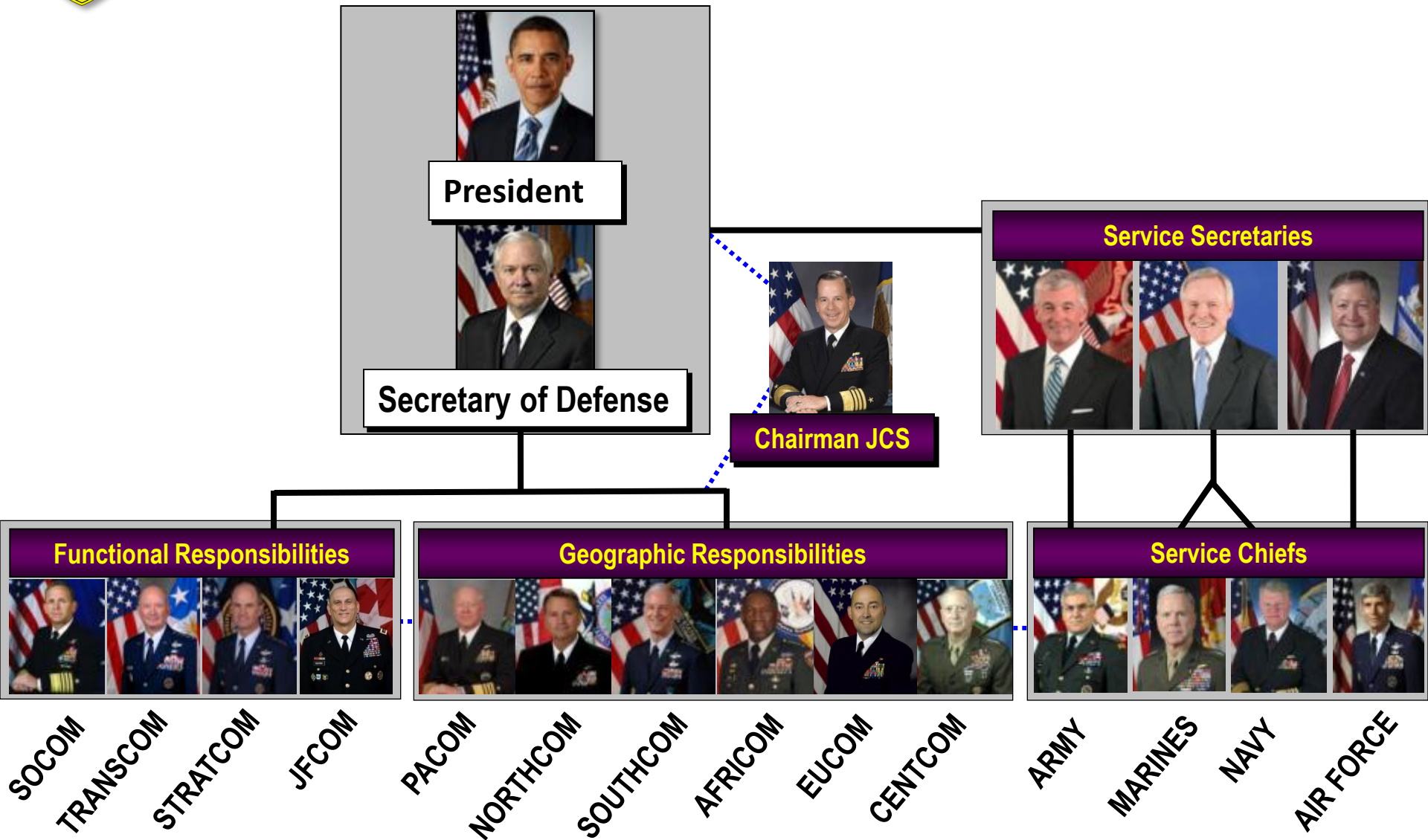
**Be an Enduring Partner**



*Ensuring the forward defense of the United States*



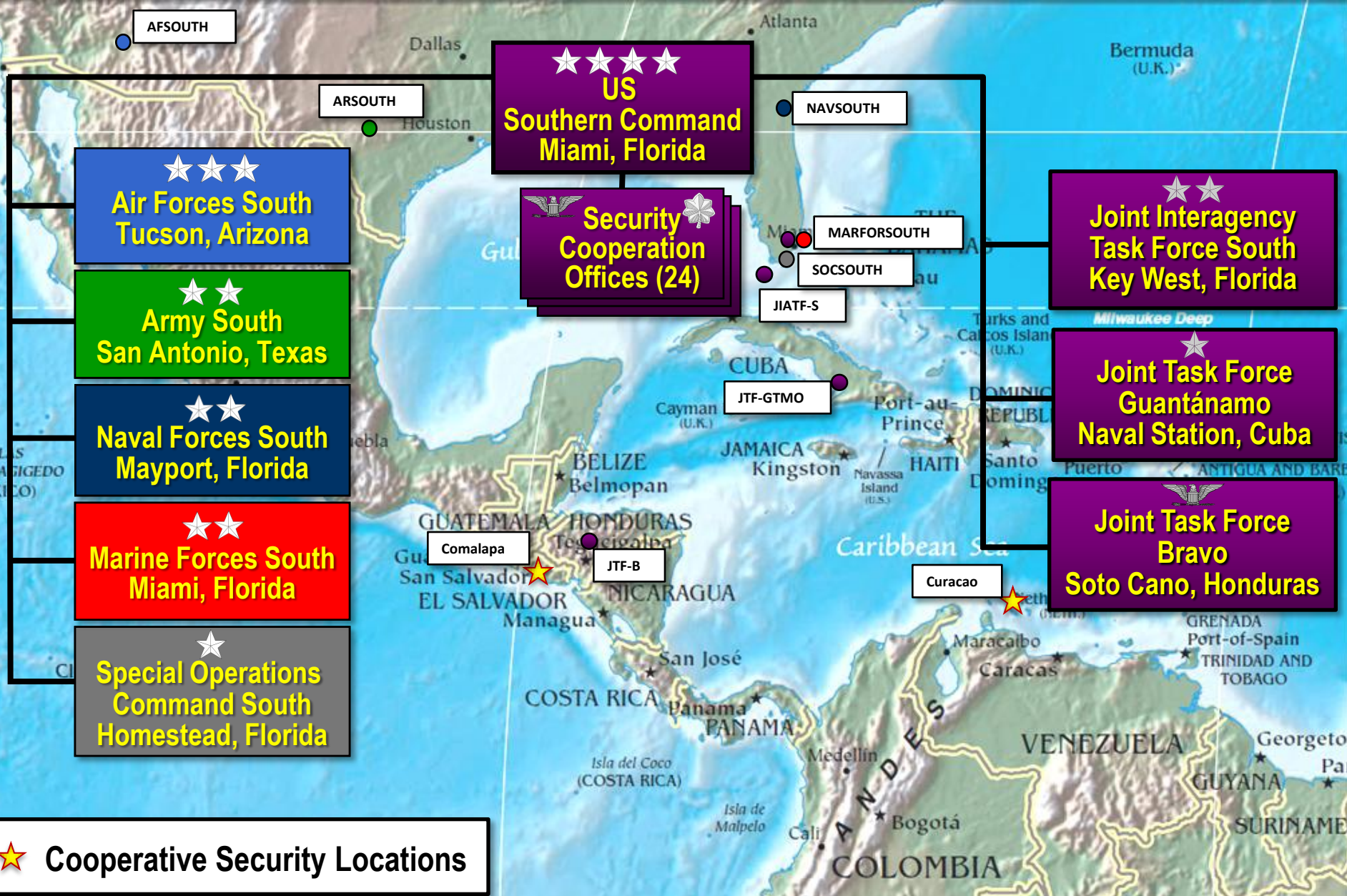
# Unified Command System





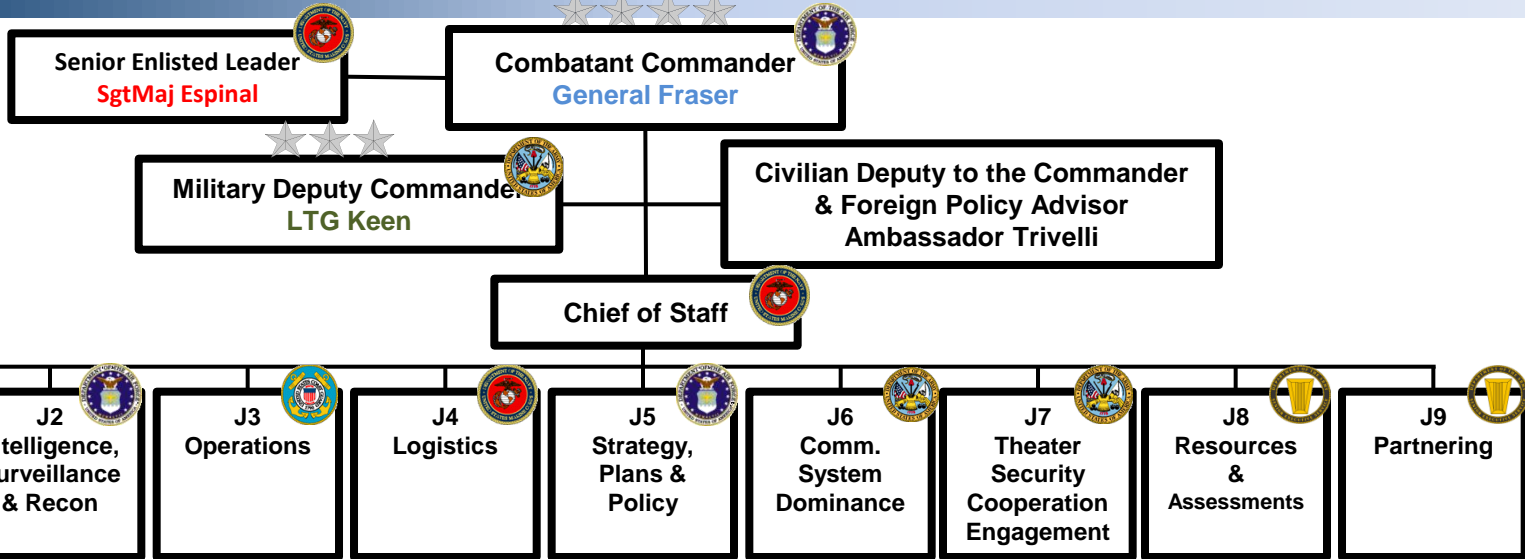
UNCLASSIFIED

# Command Organization



★ Cooperative Security Locations

# USSOUTHCOM Headquarters



## Services



Army



Marine Corps



Navy



Air Force



Coast Guard

## Liaison Officers



Brazil



Canada



Chile



Colombia



Peru



Uruguay

## Partner Academic Institutions



Western Hemisphere Institute for Security Cooperation



Center for Hemispheric Defense Studies



Inter-American Defense College



Inter-American Air Forces Academy



Naval Small Craft Instruction & Technical Training School



School of International Graduate Studies

## Interagency Partners



Homeland Security



State



Commerce



Defense



Justice



USAID



Energy




Treasury



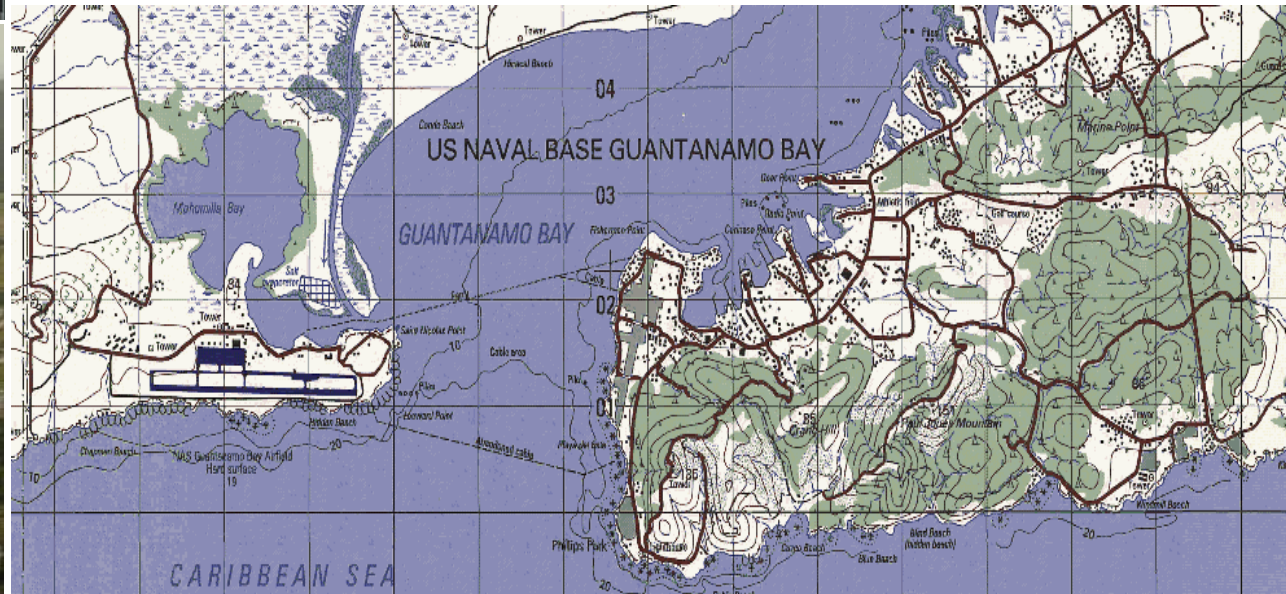
Intelligence Agencies



# Joint Task Force – Guantánamo



- Legal and transparent operations
- Safe & humane care & custody of detainees
- Facilitate interagency support to overseas contingency operations
- Fewer than 200 detainees







# Joint Task Force – Bravo



- Humanitarian Assistance and Disaster Relief
- Personnel Recovery Operations
- Counter-Narcotics operations
- Non-Combatant Evacuation
- SPT Multinational Exercises



## Soto Cano Air Base

- Helicopters
- Medical detachment
- Personnel recovery
- Airfield support





# Joint Interagency Task Force – South



|  |                          |
|--|--------------------------|
|  | Argentine Gendarmeria    |
|  | Brazilian Federal Police |
|  | Colombian AF & Navy      |
|  | Dominican Republic AF    |
|  | Ecuadorian AF            |
|  | Peruvian Navy            |
|  | Salvadoran AF            |
|  | French Navy              |
|  | Mexican Navy             |
|  | Royal Netherlands Navy   |
|  | UK Royal Navy & SOCA     |
|  | Spanish Guardia Civil    |



- Counter illicit trafficking
- Interagency integration
- Multinational participation



- Intelligence fusion
- Planning
- Operations



Almost 450 metric tons of Cocaine disrupted in last two years

**The tactical model of integration and cooperation**



# ***UNITED STATES SOUTHERN COMMAND***





# A Diverse Region



- **Area of Responsibility**
  - 1/6<sup>th</sup> of earth's surface (7.2m sq. mi. of land)
  - 31 countries
  - 15 Dependencies & Areas of Special Sovereignty
- **Demographics**
  - 475 million people
  - 200+ million Portuguese speakers
  - Indigenous populations
- **Economics**
  - 8 of 17 U.S. FTAs with AOR nations
  - ~40% of U.S. trade is with the hemisphere
    - 8.3% with AOR nations
  - ~54% of energy imports come from this hemisphere
    - ~20% from AOR nations
  - Trade w/ AOR expected to exceed trade w/ Europe and Japan by 2011
- **Cultural Ties**
  - U.S. 5<sup>th</sup> largest Spanish speaking nation
  - Estimated U.S. will be 1/4 Hispanic origin by 2050

*Latin America, the Caribbean, and the U.S. share common interests and security concerns.*



# Demographic Linkages

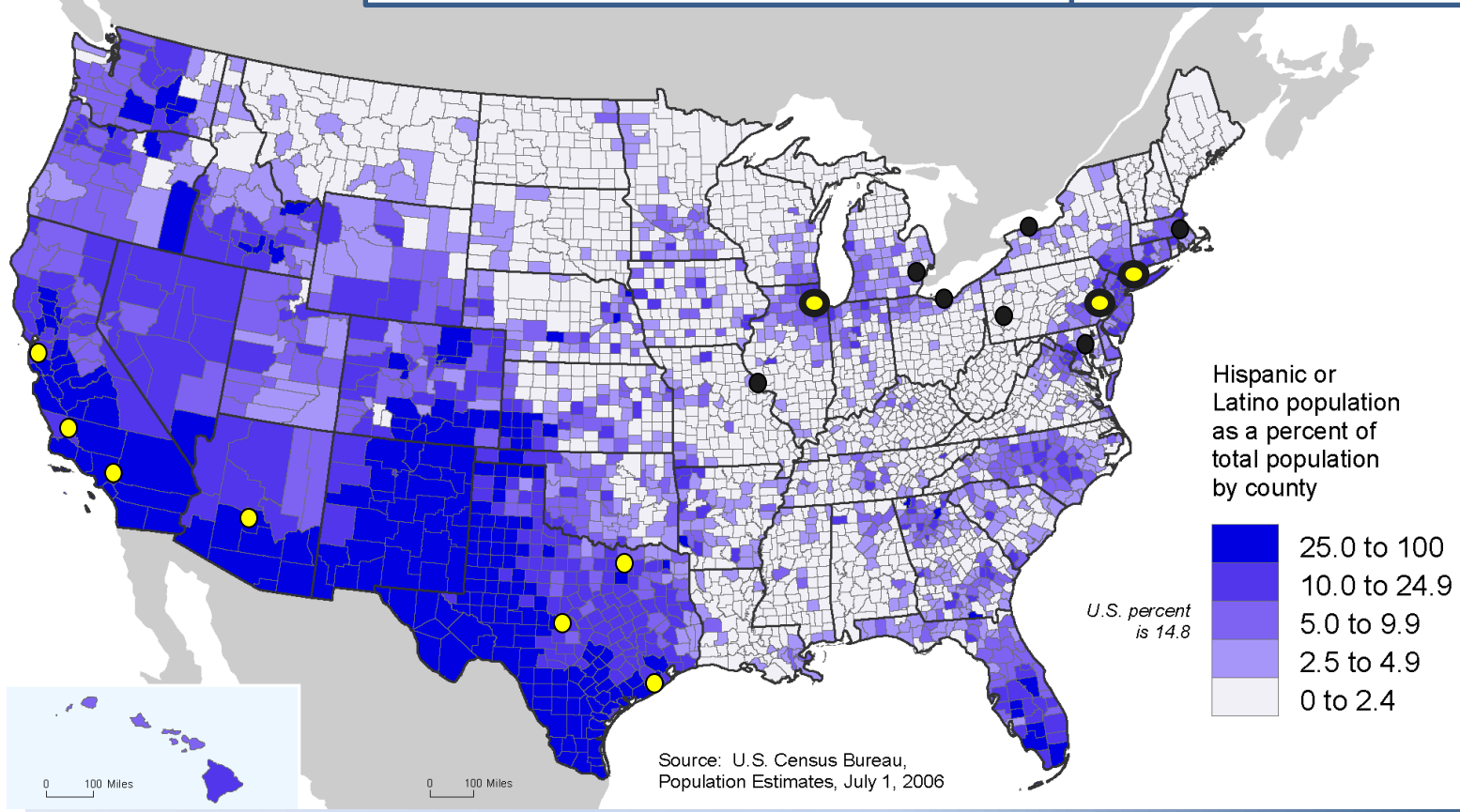
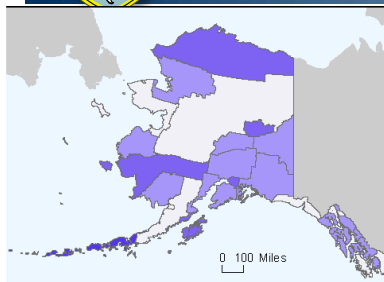
## Percentage of Population Hispanic or Latino

Population shift:  
10 largest US cities

- 1910
- 2006

- Smith
- Johnson
- Williams
- Brown
- Jones
- Miller
- Davis

- García**
- Rodríguez**
- Wilson
- Martínez**
- Anderson
- Taylor
- Thomas
- Hernández**





# *Economic Linkages*




- **Growing Trade**
  - Approx 8.3% of U.S. trade is with Latin America / Caribbean (approx. \$217 billion in 2009)
- **Approx. 54% of U.S. oil imports come from this hemisphere (~20% from AOR countries)**
- **Panama Canal Expansion**
- **Approx. \$36B in remittances from U.S. to Latin America / Caribbean in 2009**





# Cultural Linkages





# ***UNITED STATES SOUTHERN COMMAND***



**Security is the foundation for  
stable, prosperous and democratic institutions.**





# Challenging Conditions

## Poverty



**Legend:**  
% of population below poverty line

- 0-20
- 20-40
- 40-60
- 60+
- No information

**Overall poverty rate for the region is 33.0%**

Source: ECLAC; CIA World Fact Book

## Challenging Conditions

- Unequal wealth distribution
- Unemployment
- Social class exclusion
- Impunity
- Weak Government
- Porous Borders



## Corruption



- Legend**
- 7-10
  - 6-6.9
  - 5-5.9
  - 4-4.9
  - 3-3.9
  - 2-2.9
  - 0-1.9

**Only Chile and Barbados rate above 7.0 on CPI 2010 Index**

Source: Transparency International CPI 2010

**Transnational challenges require cooperative action with and among nations.**



# Security Challenges

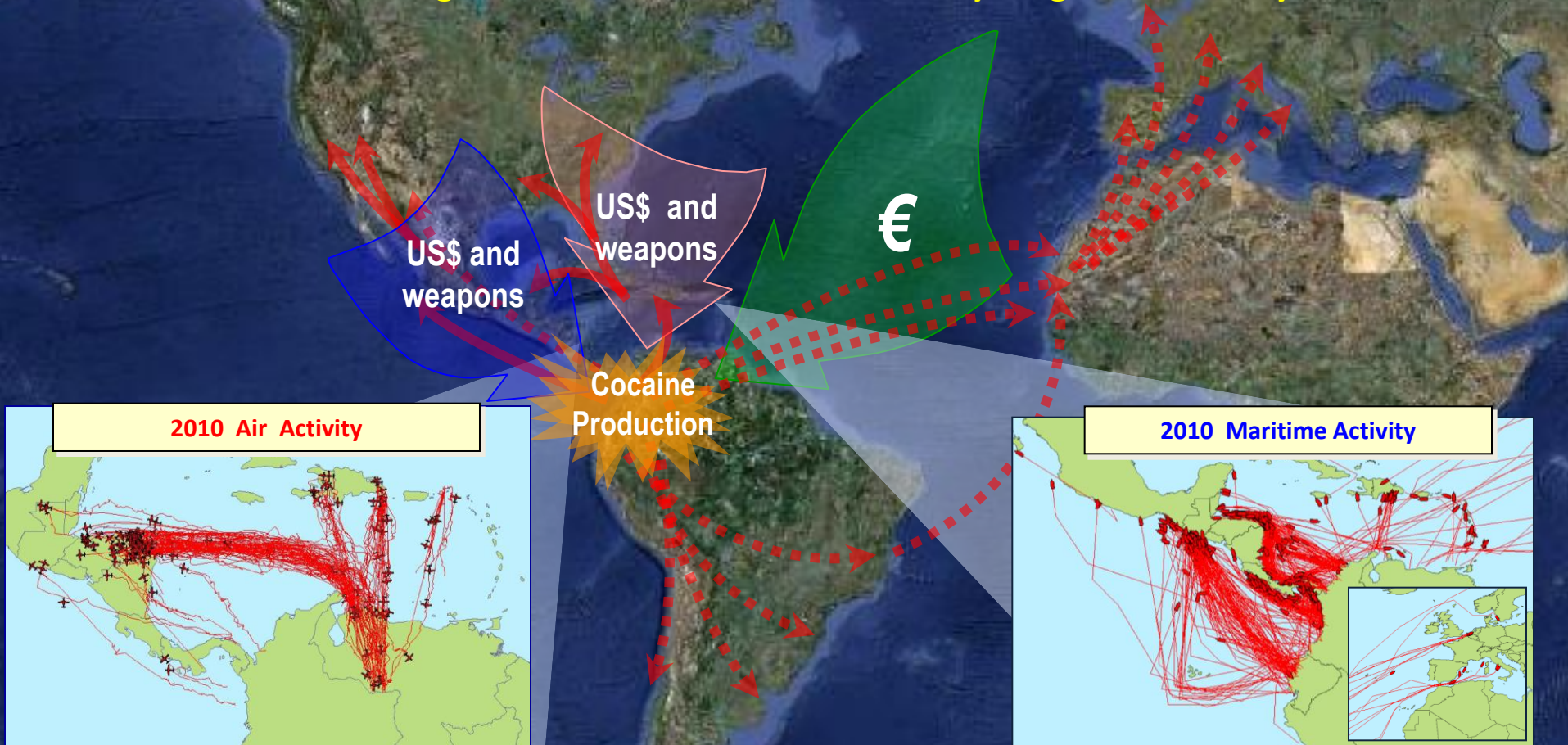


- Illicit trafficking
- Transnational Criminal Organizations
- Natural disasters
- Violent Extremist Organizations
- Narco-terrorism
- Crime / urban gangs
- Alternatively governed spaces
- Mass migration



# The Network of Illicit Trafficking

Illegal activities, including drug trafficking, human trafficking, weapons smuggling and money laundering, is worth at least \$394 billion a year global industry



*Illicit trafficking provides a possible nexus for transnational terrorism and the proliferation of weapons of mass destruction.*

*This nexus presents a potentially serious threat to the U.S. and our partners.*



# Projected Cocaine Movement (CY2011)



Total of  
550 Metric Tons (38%)  
Primary & Subsequent  
Movement to  
Non US Markets

**MX/CA**

970 MT

67%

**CARIB**

232 MT

16%

**EUR/AFR**


247 MT

17%

**2011 Projected Total:  
1250 - 1500 Metric Tons (MT)**

**Maritime: 80%**

**Air: 20%**





# A Decade of Progress

## Optimistic Trends

A decade of progress...

- 3.4% Avg GDP Growth
- 82% Increase of trade with U. S.
- 14.1% increased share of U. S. Trade
- 28% Decrease in unemployment
- 10.9% Decrease in poverty
- 42.7% Increase in College Enrollment
- 26.3% Decrease in illiteracy
- Over 60% of regional population supports democracy





# ***UNITED STATES SOUTHERN COMMAND***





# Public Private Cooperation

Engage NGO/business partners to develop whole of society sustainable solutions to enhance U.S. Southern Command theater security cooperation activities and disaster relief operations.

## Cooperation and collaboration with partners...

- To create communities of interest/action in support of security and stability in the region
- To reinforce partner stake in stabilizing region
- To expand our regional engagement capacity and develop sustainable approaches to projects
- To broaden unity of effort at all levels
- To leverage resources and expertise of specialized communities
- To improve our ability to respond effectively



**FedEx**



**PROJECT  
HARE**



**pepsi**

**American  
Red Cross**

**Continuing  
Promise**

U.S. humanitarian teams on  
USS Iwo Jima provide  
medical care & civic  
assistance to eight nations

UNIVERSITY OF  
**Miami**



**BEYOND  
the  
HORIZON**

**New Horizons | HAITI**





# Specific Focus Areas

**Illicit Trafficking**



**Military Training & Exercises**



**Peacekeeping Operations**



**Humanitarian Assistance /  
Disaster Relief**







# Recent Natural Disaster Responses

- Nov 08 – **Costa Rica/Panama** – Floods
- Nov 08 – **Haiti** – School Collapse
- Nov 08 – **Colombia** – Volcano/Floods
- Dec 08 – **Uruguay** – Forest Fires
- Jan 09 – **Costa Rica** – Earthquake
- May 09 – **Honduras** – Earthquake
- Nov 09 – **El Salvador** – Floods
- Jan 10 – **Haiti** – Earthquake
- Feb 10 – **Chile** – Earthquake
- May 10 – **Guatemala** – Volcano /Floods
- Nov 10 – **Haiti** – Hurricane Tomas





# Disaster Relief

## January 2010, Haiti earthquake

- 20,000+ troops, 23 ships, and numerous aircraft
- Provided millions of pounds of food and water; medical care
- Constructed 9 Emergency Operations Centers and Disaster Relief Warehouses; 10 fire stations; 8 schools, clinics, shelters, wells



## February 2010, Chile earthquake

- 150 personnel provided relief
- Donated 52 sat phones, tools, blankets, plastic sheeting
- Provided 12 Mobile Emergency Operation Center (MEOC) vehicles

## May - June 2010, TS Agatha in Guatemala

- Response to widespread flooding and mudslides
- 70 personnel, USS Underwood, 5 helicopters
- Provided 160,000+ lbs food and water; infrastructure assessments, relief supplies, reconstruction materials





# Humanitarian Assistance

## • Disaster Preparedness:

- Humanitarian Assistance Program (HAP) & DOD Excess Property Program
- Build & stock Emergency Operations Centers (EOCs) and Disaster Relief Warehouses (DRWs)
- PN medical first responders
- Build or renovate schools, community shelters, warehouses, clinics, hospitals, wells
- Disease surveillance programs



**\$45.6M in disaster preparedness and humanitarian assistance in FY10**



# Humanitarian and Civic Assistance

FY 10 – 76 MEDRETES/MEDCAPS

Patients Treated: 276,827

Animals Treated: 15,102

Surgeries: 1,017

## Central America (36)

|                   |    |
|-------------------|----|
| Belize            | 3  |
| El Salvador (BTH) | 4  |
| Guatemala         | 6  |
| Honduras          | 15 |
| Panama            | 4  |
| Nicaragua         | 2  |
| Costa Rica        | 2  |

## Andean Ridge (16)

|          |    |
|----------|----|
| Colombia | 10 |
| Ecuador  | 2  |
| Peru     | 4  |

## Caribbean (31)

|                 |    |
|-----------------|----|
| Dom Rep (BTH)   | 7  |
| Guyana          | 11 |
| Trinidad Tobago | 3  |
| Suriname (NH)   | 3  |
| Haiti (NH)      | 7  |

## SOUTHERN CONE (6)

Paraguay 6



MEDRETES



Beyond The Horizons (BTH)



New Horizons (NH)

- **Medical Readiness Training / Exercises (MEDRETES), Engineering, Civil Affairs:**

- “Activities to promote the specific operational readiness skills of US Forces”
- Improves joint training readiness of United States military Engineer, Combat Support, Combat Service Support, and Medical units
- Provides tangible benefit to host nation: engineer construction, rudimentary road construction/repair, water wells, medical outreach



# Global Peace Operations Initiative

- Train and equip partner nation PKO units
- 9 current GPOI partner nations, 3 nations in process of becoming partners
- Several GPOI partners have deployed or will deploy GPOI-funded troops on PKO missions:
  - PRY engineer company MINUSTAH 2011
  - URY commitments to MINUSCO and MINUSTAH
  - PER 300 troops in MINUSTAH
  - GTM MP platoons in MINUSTAH & MINUSCO
  - SLV light company in UNIFIL
  - BLZ deployed platoon with LA National Guard to Haiti
  - NIC deployed troops to Haiti outside of MINUSTAH



# Demonstrated Partner Capacity



## • UN Deployments

- 14 AOR countries
- Contributing nearly 8,000 personnel to UNPKO missions worldwide
- Troops, police, military experts

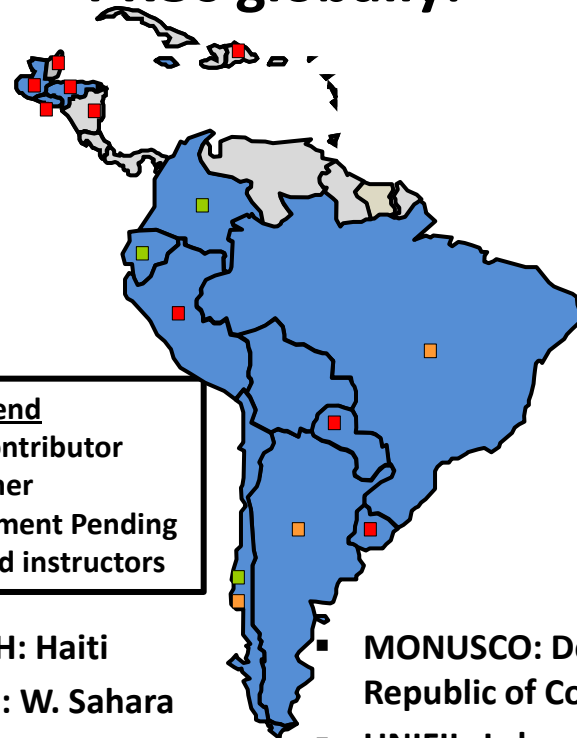
## • MINUSTAH

- Brazilian leadership of military force since 2004
- 14 countries from AOR contributing: 97 police & 5,637 troops

Major-General Luiz Guilherme Paul Cruz  
Force Commander



## AOR countries participating in UN PKOs globally:



### Legend

- UN PKO contributor
- GPOI Partner
- 505 Agreement Pending
- PK supplied instructors

- MINUSTAH: Haiti
- MINURSO: W. Sahara
- UNFICYP: Cyprus
- UNMIL: Liberia
- UNMIS: Sudan
- UNOCI: Cote d'Ivoire
- UNTSO: Middle East
- MONUSCO: Democratic Republic of Congo
- UNIFIL: Lebanon
- UNMIT: Timor-Leste
- UNAMID: Darfur, Sudan
- UNMOGIP: India-Pakistan
- UNAMA: Afghanistan



# Theater Security Cooperation Activities - FY11



**Combined  
Education**  
61 events



**Combined  
Exercises**  
59 events



**Combined  
Experimentation**  
4 events



**Combined  
Training**  
104 events



**Counter/Non-  
Proliferation**  
0 events



**Counternarcotics  
Assistance**  
196 events



**Defense and  
Military Contacts**  
668 events



**Def Support to  
Public Diplomacy**  
0 events



**Infrastructure  
Support Projects**  
1 events



**Humanitarian  
Assistance**  
83 events



**Information Sharing**  
61 Events



**Int'l Armaments  
Cooperation**  
0 events



**Other Programs  
(CTFP)**  
365 events

**FMS: Foreign Military Sales**  
**FMF: Foreign Military Finance**  
**IMET: Intl Military Education and Training**  
**CTFP: Combating Terrorism Fellowship Program**

***Support Tools to achieve  
Strategic Objectives***



**Security Assistance**  
**FMS, FMF, IMET**  
12 events

***USSOUTHCOM is committed to building and sustaining enduring relationships***



# Security Assistance

## FMF/FMS/IMET

- Designed to build PN capacity
- Help allies develop strong capabilities to deter and defend against possible aggression
- Promote sharing common defense burdens
- Assist in fostering regional stability







# Exercise Program Categories


## Operational



## Foreign Military Interaction



## Humanitarian and Civic Assistance



PANAMAX  
INTEGRATED ADVANCE  
ELLIPSE ECHO



PANAMAX  
UNITAS ATLANTIC/PACIFIC  
FA HUMANITARIAS  
TRADEWINDS  
PKO AMERICAS  
FUERZAS COMANDO

BTH CARIBE  
BTH CENTAM  
NEW HORIZONS  
MEDRETE



# FY 2011 MEDRETES

## Central America (36)

|                   |    |
|-------------------|----|
| Belize            | 3  |
| El Salvador (BTH) | 4  |
| Guatemala         | 6  |
| Honduras          | 15 |
| Panama            | 4  |
| Nicaragua         | 2  |
| Costa Rica        | 2  |

## Andean Ridge (16)

|          |    |
|----------|----|
| Colombia | 10 |
| Ecuador  | 2  |
| Peru     | 4  |

## Caribbean (31)

|                 |    |
|-----------------|----|
| Dom Rep (BTH)   | 7  |
| Guyana          | 11 |
| Trinidad Tobago | 3  |
| Suriname (NH)   | 3  |
| Haiti (NH)      | 7  |



## SOUTHERN CONE (6)

Paraguay 6

FY 10 – 76 MEDRETES/MEDCAPS

Patients Treated: 276,827

Animals Treated: 15,102

Surgeries: 1,017



# *Closing Thought*

**“As we move to the future, we are committed to building focused, collaborative approaches that will enable all of us – USSOUTHCOM, our interagency colleagues and partners alike, – to work together to address the challenges we collectively face.”**

**-- General Douglas Fraser  
Commander, United States Southern Command**

